



Import and Export Report

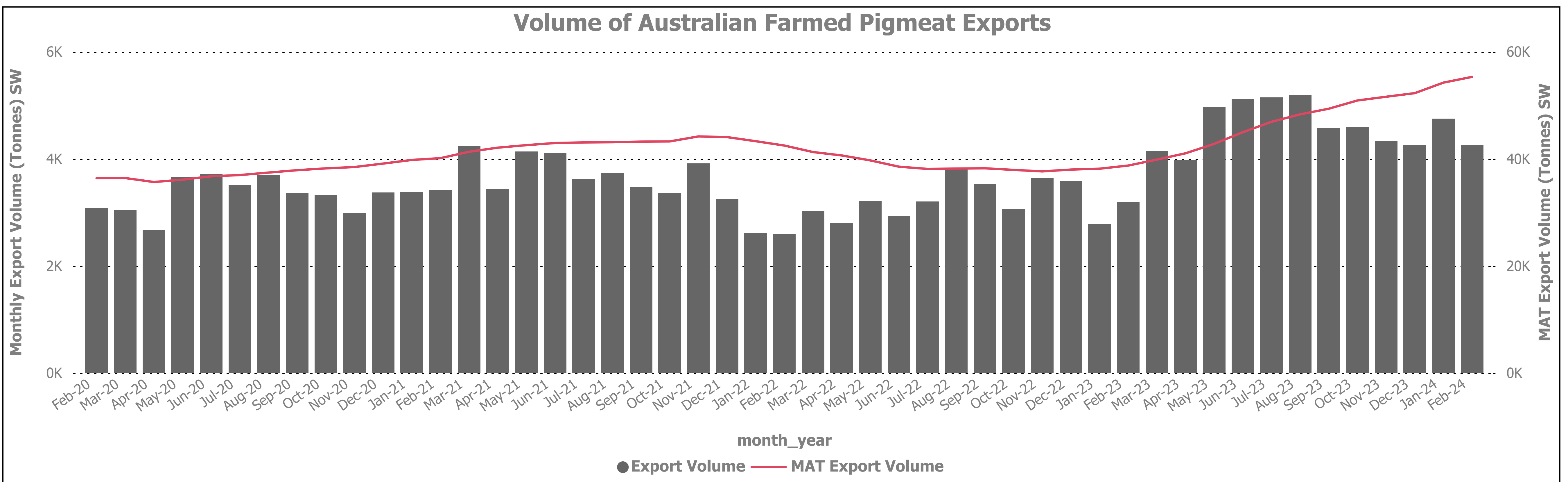
February 2024

Exports

Table 3.1: Australian Farmed Pig Exports

Month	Volume kg SW Monthly (000's)	Volume kg SW MAT (000's)	Value \$A Monthly (million)	Value \$A MAT (million)	Per unit Value Monthly (\$A/kg)	Per unit Value 12 Month (\$A/kg)
Feb-2024	4,260	55,307	19.8	248.9	\$4.66	\$4.50
Feb-2023	3,188	38,741	12.9	142.3	\$4.04	\$3.67
% Change	33.6%	42.8%	54.1%	74.9%	15.3%	22.5%

Graph 3.1: Volume of Australian Farmed Pigmeat Exports Monthly and MAT



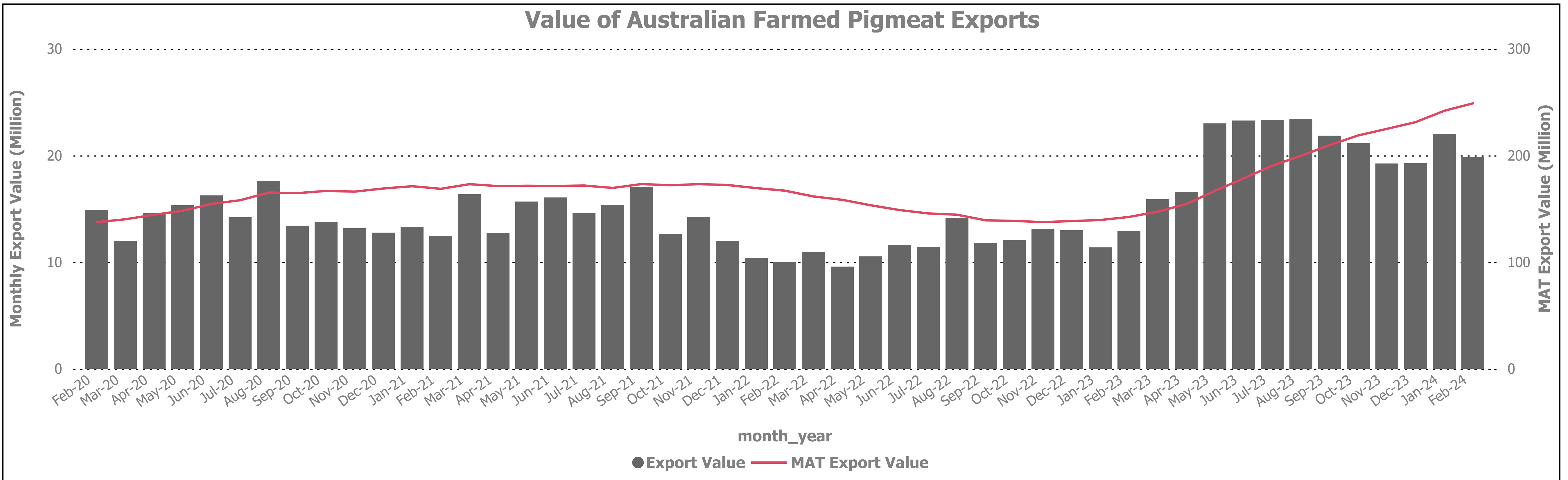


Import and Export Report

February 2024

Export Trend

Graph 3.2: Value of Australian Farmed Pigmeat Exports Monthly and MAT





Import and Export Report

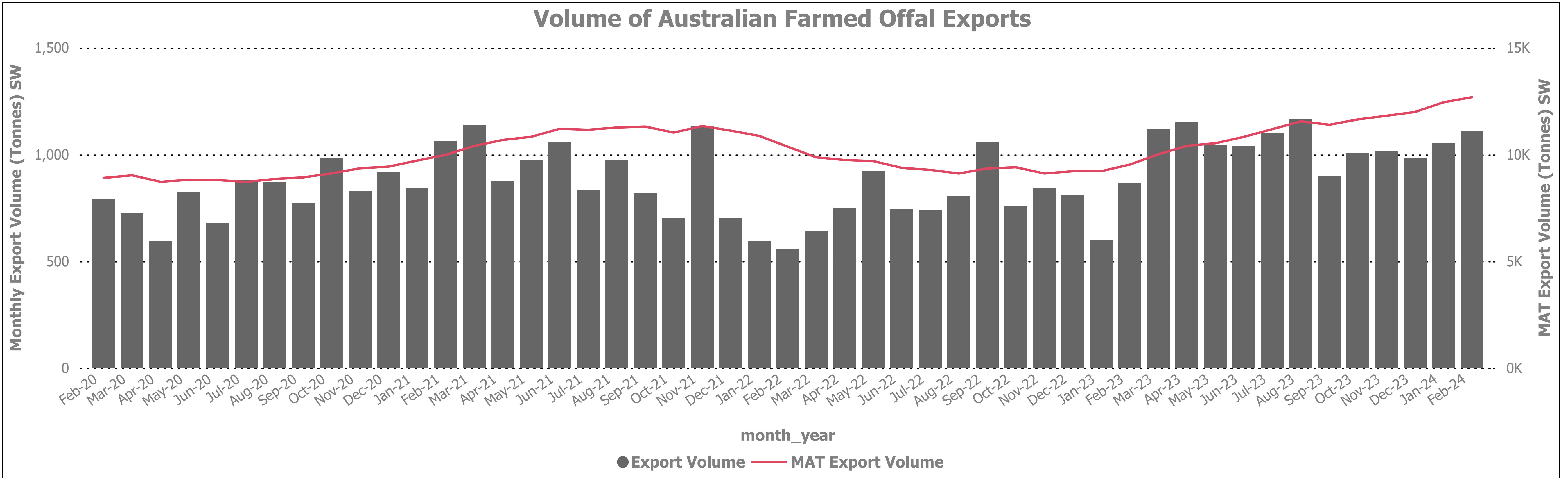
February 2024

Exports (Offal/Co-Products)

Table 3.1a: Australian Farmed Pig Exports (Offal)

Month	Volume kg SW Monthly (000's)	Volume kg SW MAT (000's)	Value \$A Monthly (million)	Value \$A MAT (million)	Per unit Value Monthly (\$A/kg)	Per unit Value 12 Month (\$A/kg)
Feb-2024	1,108	12,683	3.6	37.5	\$3.29	\$2.96
Feb-2023	867	9,528	2.8	27.1	\$3.22	\$2.84
% Change	27.7%	33.1%	30.5%	38.4%	2.1%	4.0%

Graph 3.1a: Volume of Australian Farmed Offal Exports Monthly and MAT



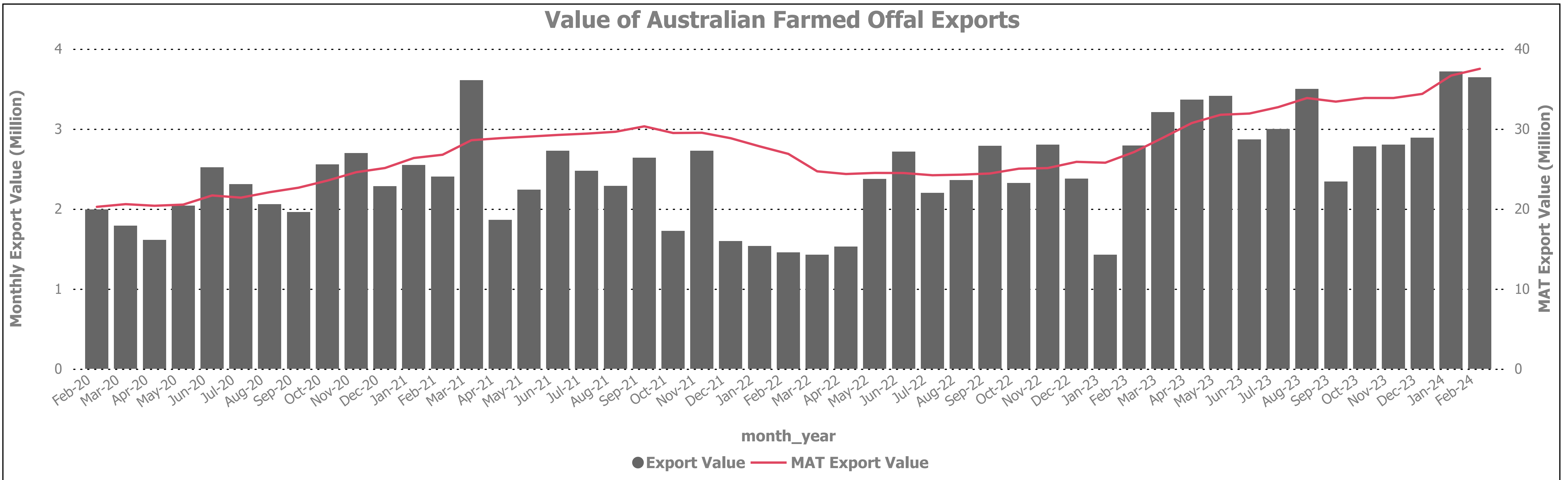


Import and Export Report

February 2024

Exports (Offal Trend)

Graph 3.2a: Value of Australian Farmed Offal Exports Monthly and MAT





Import and Export Report

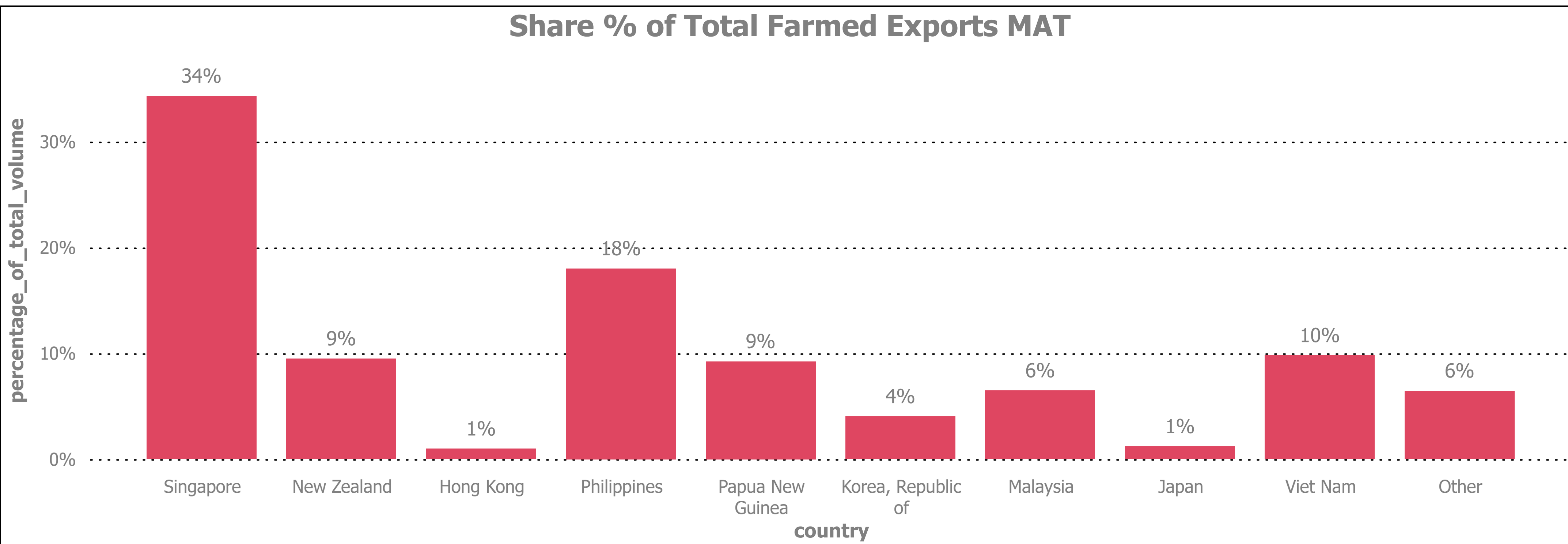
February 2024

Exports by Country

Table 3.2: Australian Pig Exports by key Export Countries - MAT Comparison

Country	Volume kg SW MAT (000's)	Volume kg SW % Chg vs. LY	Value \$A MAT (million)	Value \$A % Chg vs. LY	Per unit Value MAT (\$A/kg)	Per unit Value % Chg vs. LY
Singapore	18,976	113.2%	122.2	141.1%	\$6.44	13.1%
Philippines	9,961	15.8%	24.9	50.6%	\$2.50	30.1%
New Zealand	5,252	15.6%	24.6	26.5%	\$4.69	9.5%
Papua New Guinea	5,107	11.3%	19.8	27.4%	\$3.88	14.5%
Netherlands	1,052	24.1%	12.4	69.6%	\$11.78	36.6%

Graph 3.3: Percentage Volume Share of Farmed Exports by Country





Import and Export Report

February 2024

Exports by State

Table 3.3: Farmed Exports by State of Origin - MAT Comparison

State	Volume kg SW MAT (000's)	Volume kg SW % Chg vs. LY	Value \$A MAT (000's)	Value \$A % Chg vs. LY	Per unit Value MAT (\$A/kg)	Per unit Value % Chg vs. LY
NSW	8,130	41.6%	31,074	66.9%	\$3.82	17.9%
VIC	18,023	55.2%	70,315	79.9%	\$3.90	15.9%
QLD	10,371	28.0%	47,369	66.4%	\$4.57	30.1%
SA	4,166	-6.6%	15,757	36.3%	\$3.78	46.0%
WA	14,314	65.0%	82,452	92.2%	\$5.76	16.5%
Re-Export	299	103.7%	1,867	10.0%	\$6.25	-46.0%



Import and Export Report

February 2024

Export Breakdown by Month

Table 3.4: Exports by Country

Country	Export Volume LY (Tonnes)	Export Volume (Tonnes)	Export Volume %Change vs. LY	Export Value LY (\$000's)	Export Value (\$000's)	Export Value %Change vs. LY
Singapore	716.4	1,679.8	134%	4,258.7	10,885.9	156%
Philippines	508.6	749.3	47%	1,378.2	1,925.1	40%
Papua New Guinea	447.3	430.0	-4%	1,893.1	1,540.8	-19%
Viet Nam	263.9	387.5	47%	439.2	777.1	77%
New Zealand	464.9	337.8	-27%	1,521.7	1,728.4	14%
Malaysia	232.2	211.3	-9%	597.1	823.5	38%
Korea, Republic of	265.4	175.9	-34%	379.2	395.7	4%
Japan	23.5	82.4	250%	136.4	582.7	327%
Saudi Arabia		50.4			211.8	
New Caledonia	23.5	48.2	105%	191.1	321.3	68%
Samoa		43.0			66.3	
Hong Kong	75.6	27.0	-64%	565.7	288.3	-49%
Solomon Islands	2.0	24.7	1141%	32.6	149.2	358%
Vanuatu	17.6	8.3	-53%	105.6	87.1	-18%
Nauru	11.2	3.4	-70%	89.2	32.9	-63%
Brunei Darussalam	0.5	0.7	45%	6.8	10.5	55%
Christmas Island	0.0	0.4	7480%	0.1	6.1	4110%
Maldives	0.1	0.3	227%	2.7	9.0	238%
Fiji	14.3		-100%	80.1		-100%
Kiribati	1.2		-100%	12.7		-100%
Kuwait	25.8		-100%	115.0		-100%
Netherlands	92.4		-100%	1,034.0		-100%
Timor-Leste	1.7		-100%	40.4		-100%
Total	3,188.2	4,260.4	34%	12,879.5	19,841.8	54%



Import and Export Report

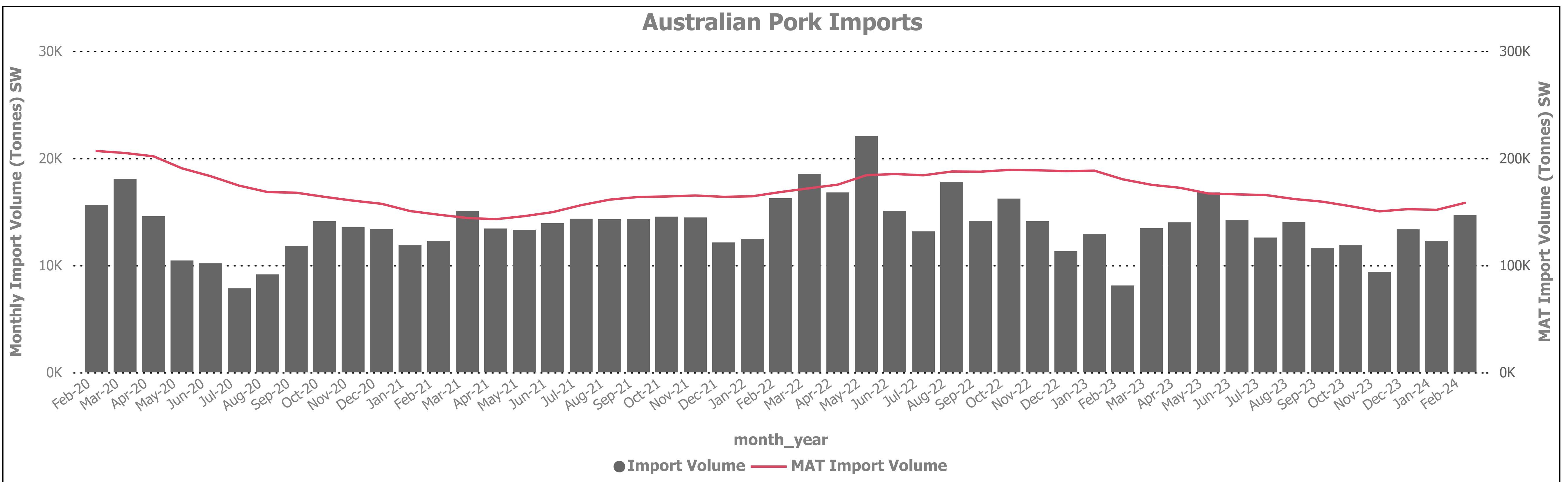
February 2024

Imports

Table 4.1: Australian Pig Imports

Month	Volume kg SW Monthly (000's)	Volume kg SW MAT (000's)	Value \$A Monthly (million)	Value \$A MAT (million)	Per unit Value Monthly (\$A/kg)	Per unit Value 12 Month (\$A/kg)
Feb-2024	14,690	158,365	82.0	889.8	\$5.58	\$5.62
Feb-2023	8,106	180,269	45.2	859.9	\$5.57	\$4.77
% Change	81.2%	-12.2%	81.5%	3.5%	0.2%	17.8%

Graph 4.1: Volume of Australian Pork Imports Monthly and MAT





Import and Export Report

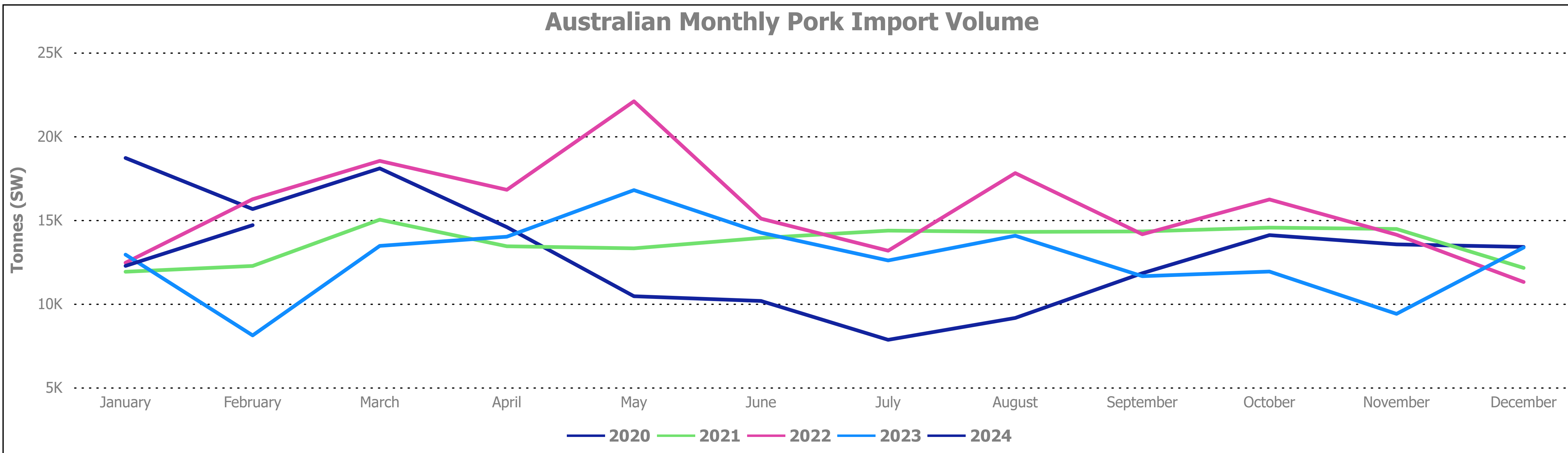
February 2024

Imports

Table 4.2: Australian Imports by Key Import Countries

Country	Volume kg SW MAT (000's)	Volume kg SW % Change vs. LY	Value \$A MAT (million)	Value \$A % Change vs. LY	Per unit Value MAT (\$A/kg)	Per unit Value % Change vs. LY
USA	74,075	110.7%	379.9	115.6%	\$5.13	2.3%
Denmark	32,795	-38.8%	187.7	-21.2%	\$5.72	28.8%
Netherlands	21,334	-56.4%	124.9	-41.8%	\$5.85	33.6%
Canada	12,040	34.7%	53.8	46.7%	\$4.47	8.8%
Ireland	10,911	-54.2%	60.6	-40.5%	\$5.55	30.0%

Graph 4.2: Australian Monthly Pork Import Volume Trends



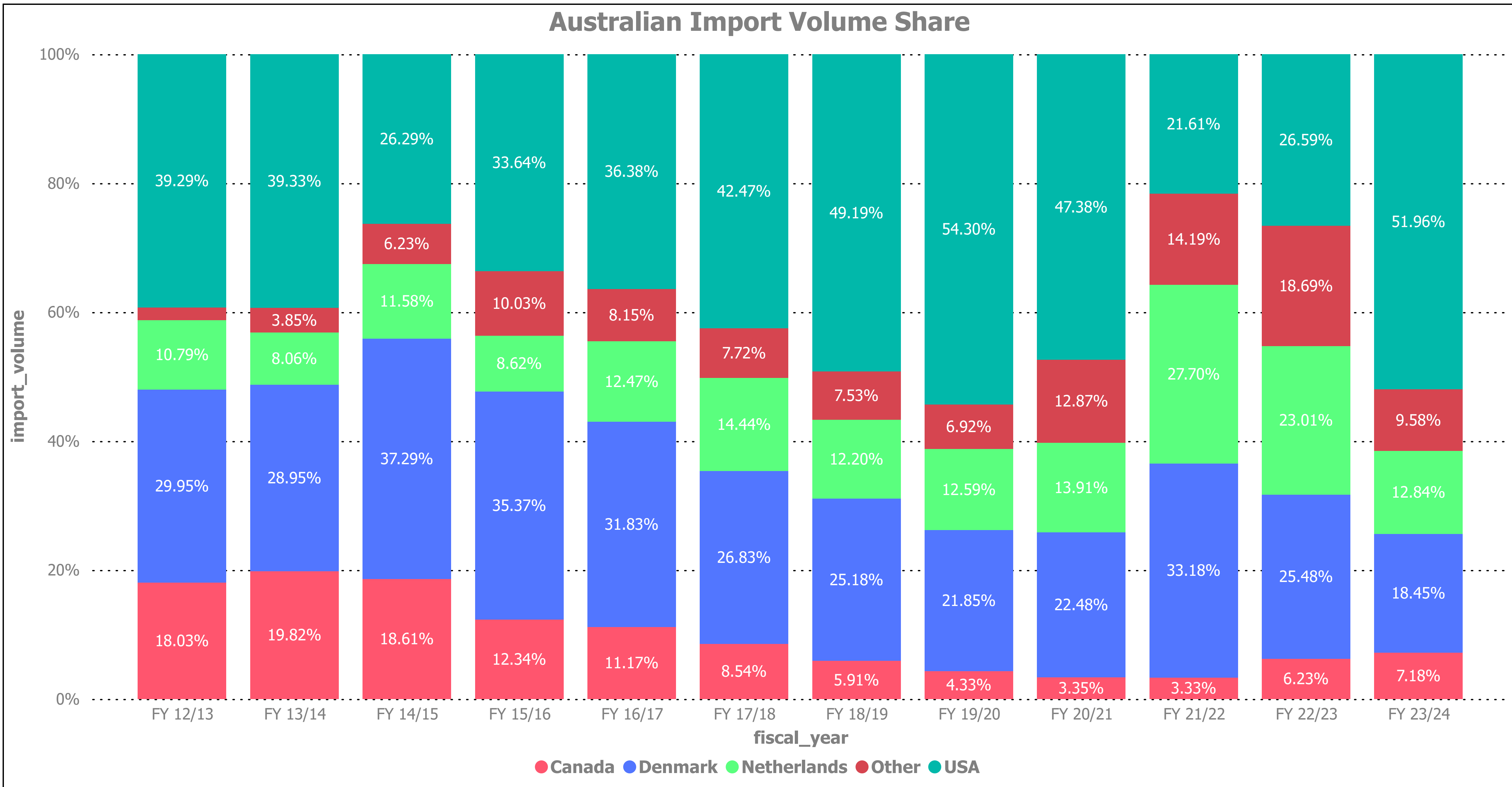


Import and Export Report

February 2024

Import Share by Country

Graph 4.3: Australian Import Volume Share by Country - Financial Year Comparison





Import and Export Report

February 2024

Import Breakdown by Month

Table 4.3: Imports by Origin

Country	Import Volume LY (Tonnes)	Import Volume (Tonnes)	Import Volume % Change vs. LY	Import Value LY (\$000's)	Import Value (\$000's)	Import Value % Change vs. LY
USA	1,354.6	6,820.1	403.5%	8,245.7	35,843.6	334.7%
Denmark	2,212.7	3,353.3	51.6%	11,449.9	19,849.6	73.4%
Netherlands	2,226.8	1,660.0	-25.5%	11,176.7	10,116.6	-9.5%
Canada	183.2	1,409.6	669.5%	847.1	5,796.5	584.3%
Ireland	1,674.5	794.7	-52.5%	8,752.8	4,956.6	-43.4%
Italy	61.9	90.5	46.2%	1,517.2	1,773.9	16.9%
Germany	39.1	113.1	189.6%	411.2	903.6	119.7%
Spain	64.5	217.5	237.1%	987.9	797.7	-19.2%
China (excluding Hong Kong, Macau, Taiwan)	31.8	107.5	237.6%	239.7	640.5	167.2%
New Zealand	18.0	54.2	200.3%	68.5	335.3	389.3%
Taiwan	4.9	13.6	179.3%	100.2	318.8	218.4%
Singapore		7.4			276.5	
France	16.6	14.6	-12.1%	147.7	161.9	9.6%
Australia (Re-imports)		24.7			136.1	
Korea, Republic of	2.7	9.3	240.5%	22.5	54.9	144.2%
Croatia	1.1		-100.0%	9.6		-100.0%
Philippines	3.3		-100.0%	19.0		-100.0%
United Kingdom	210.8		-100.0%	1,154.5		-100.0%
Total	8,106.4	14,690.0	81.2%	45,150.2	81,962.1	81.5%